

C60/70/80D


C60/70/75L

C80D900

Diesel or LPG engine

Pneumatic Tyres

6.000 kg 7.000 kg 7.500 kg 8.000 kg

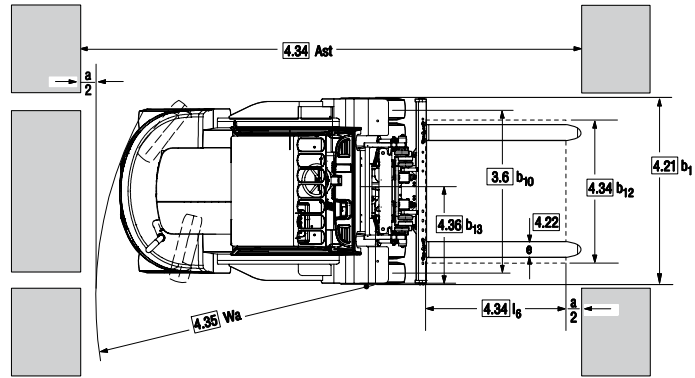
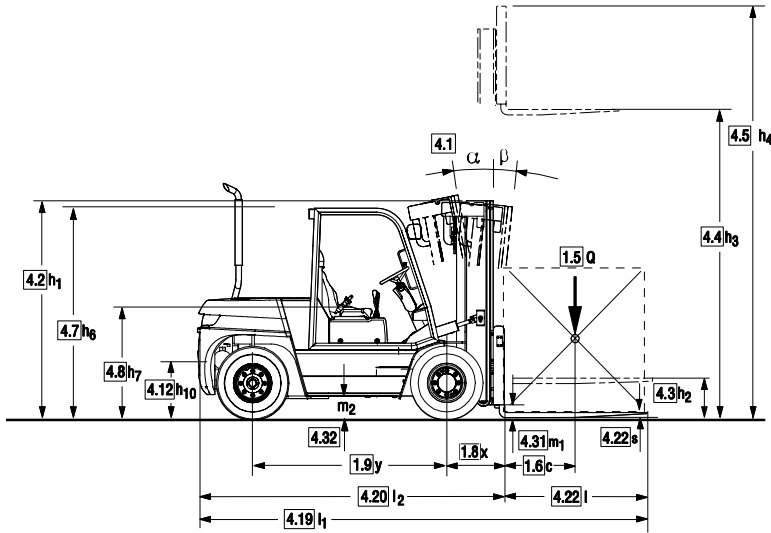


EU-Stage 5 -Diesel

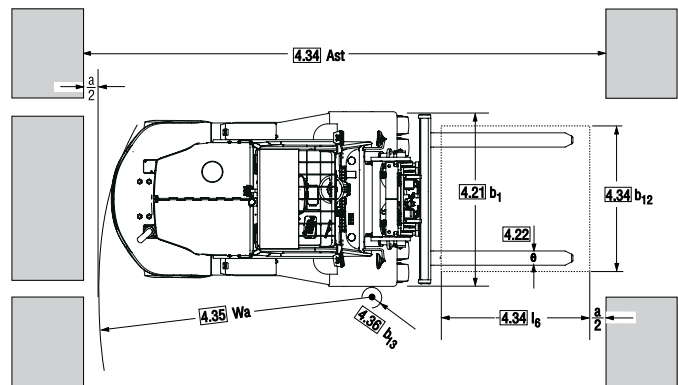
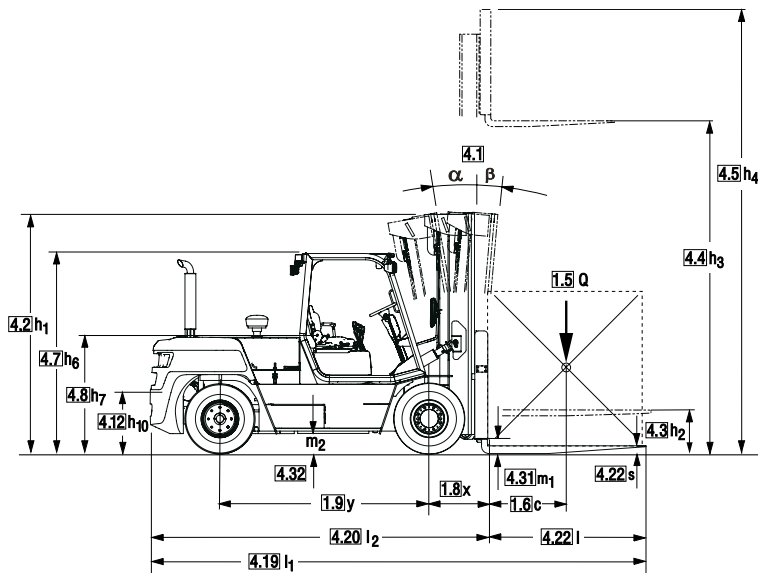
EU-Stage 5 -LPG

DIMENSIONS

C60/80



C80D900



$$A_{st} = W_a + x + l_6 + a$$

gilt nur bei / applies only if $\frac{b_{12}}{2} < b_{13}$

$$A_{st} = W_a + \sqrt{(l_6 + x)^2 + \left(\frac{b_{12}}{2} - b_{13}\right)^2} + a$$

gilt nur bei / applies only if $\frac{b_{12}}{2} \geq b_{13}$

For corresponding data see Specification Chart.

$a = 200$

SPECIFICATIONS

Product Specifications acc. to VDI 2198

| 1.1 Manufacturer (Abbreviation) | | CLARK | CLARK | CLARK | CLARK |
|--|--|--|------------------------|------------------------|------------------------|
| Specifications | 1.2 Manufacturer's designation | C60D | C70D | C80D | C80D900 |
| | 1.3 Drive unit Diesel, L.P. Gas | Diesel | Diesel | Diesel | Diesel |
| | 1.4 Operator type stand on / driver seated | Driver Seated | Driver Seated | Driver Seated | Driver Seated |
| | 1.5 Load capacity / rated load Q (kg) | 6.000 | 7.000 | 8.000 | 8.000 |
| | 1.6 Load centre distance c (mm) | 600 | 600 | 600 | 900 |
| | 1.8 Load centre distance, centre of drive axle to fork facex (mm) | 630 | 630 | 660 | 660 |
| | 1.9 Wheelbase y (mm) | 2.250 | 2.250 | 2.500 | 2.500 |
| WT | 2.1 Service weight kg | 10.210 | 10.570 | 11.490 | 12.950 |
| | 2.2 Axle loading, laden front/rear kg | 14.130 / 2.080 | 15.880 / 1.710 | 17.280 / 2.190 | 19.040 / 1.910 |
| | 2.3 Axle loading, unladen front/rear kg | 4.460 / 5.750 | 4.750 / 5.820 | 5.040 / 6.450 | 5.608 / 7.270 |
| Tyres, Chassis | 3.1 Tyre type, P = pneumatic, SE = superelastic, C = cushion *1 | P | P | P | P |
| | 3.2 Tyre size, front | 8.25 x 15 - 14 PR | 8.25 x 15 - 14 PR | 8.25 x 15 - 18 PR | 8.25 x 15 - 18 PR |
| | 3.3 Tyre size, rear | 8.25 x 15 - 14 PR | 8.25 x 15 - 14 PR | 8.25 x 15 - 18 PR | 8.25 x 15 - 18 PR |
| | 3.5 Wheels, number front/rear (x = drive wheels) | 4 x / 2 | 4 x / 2 | 4 x / 2 | 4 x / 2 |
| | 3.6 Tread, front b10 (mm) | 1.575 | 1.575 | 1575 | 1685 |
| | 3.7 Tread, rear b11 (mm) | 1.610 | 1.610 | 1610 | 1610 |
| | Dimensions | 4.1 Tilt of upright α = back / β = front Grad | 10 / 15 | 10 / 15 | 10 / 15 |
| 4.2 Height, upright lowered h1(mm) | | 2.500 | 2.500 | 2.476 | 2.796 |
| 4.3 Freelift h2(mm) | | 110 | 110 | 233 | 233 |
| 4.4 Lift height *2 h3(mm) | | 3.300 | 3.300 | 3.300 | 3.100 |
| 4.5 Height, upright extended h4(mm) | | 4.464 | 4.464 | 4.464 | 4.214 |
| 4.7 Height overheadguard (cab); Std / Container h6(mm) | | 2.370 | 2.370 | 2.370 | 2.370 |
| 4.8 Seat height h7(mm) | | 1.320 | 1.320 | 1.320 | 1.320 |
| 4.12 Coupling height h10(mm) | | 470 | 470 | 470 | 470 |
| 4.19 Overall length l1(mm) | | 4.723 | 4.783 | 5.095 | 5.746 |
| 4.20 Length to face of forks l2(mm) | | 3.523 | 3.583 | 3.895 | 3.946 |
| 4.21 Width b1, b2 (mm) | | 2.125 | 2.125 | 2.125 | 2.235 |
| 4.22 Fork dimensions s • e • l (mm) | | 60 x 150 x 1.220 | 60 x 150 x 1.220 | 70 x 180 x 1.200 | 70 x 180 x 1.800 |
| 4.23 Fork carriage DIN 15173, A, B | | Shaft type | Shaft type | Shaft type | Shaft type |
| 4.24 Fork carriage width b3 (mm) | | 2.040 | 2.040 | 2.040 | 2.040 |
| 4.31 Ground clearance minimum m1 (mm) | | 216 | 216 | 216 | 216 |
| 4.32 Ground clearance centre of wheelbase m2 (mm) | | 230 | 230 | 230 | 230 |
| 4.33 Aisle width for pallets 1.000 x 1.200 crossways Ast(mm) | 5.250 | 5.280 | 5.616 | 6.138 | |
| 4.34 Aisle width for pallets 800 x 1.200 lengthways Ast(mm) | 5.450 | 5.480 | 5.816 | 6.338 | |
| 4.35 Turning radius (mm) | 3.420 | 3.450 | 3.775 | 3.838 | |
| 4.36 Internal turning radius b13 (mm) | 1.416 | 1.497 | 1.497 | 1.497 | |
| Performances | 5.1 Travel speed laden/unladen km/h | 30.4 / 32.9 | 30.1 / 32.9 | 29.7 / 32.7 | 26.2 / 29.4 |
| | 5.2 Lift speed laden/unladen m/s | 0.40 / 0.42 | 0.39 / 0.42 | 0.37 / 0.42 | 0.36 / 0.42 |
| | 5.3 Lowering speed laden/unladen m/s | 0.45 / 0.43 | 0.45 / 0.43 | 0.45 / 0.43 | 0.45 / 0.43 |
| | 5.6 Max. drawbar pull laden/unladen *3 N | 61.789 / 19.306 | 61.132 / 18.620 | 62.024 / 19.286 | 74.852 / 23.471 |
| | 5.8 Max. gradeability laden/unladen *3 % | 44.5 / 20.7 | 40.4 / 19.8 | 36 / 18.8 | 40.9 / 19.9 |
| | 5.10 Service brake | Wet disc brake | Wet disc brake | Wet disc brake | Wet disc brake |
| I.C. – Engine | 7.1 Manufacturer / Type *4 | Kubota / V3800-CR-TE5B | Kubota / V3800-CR-TE5B | Kubota / V3800-CR-TE5B | Kubota / V3800-CR-TE5B |
| | 7.2 Rated output acc. DIN 70 020 kW | 55.4 | 55.4 | 55.4 | 55.4 |
| | 7.3 Rated speed acc. DIN 70 020 min-1 | 2.000 | 2.000 | 2.000 | 2.000 |
| | 7.4 No. of cylinders / displacement /cm3 | 4 / 3.8 | 4 / 3.8 | 4 / 3.8 | 4 / 3.8 |
| | 7.5 Fuel consumption acc. VDI-Cyclus Diesel = l/h, L.P.-Gas = kg/h | - | - | - | - |
| Miscellaneous | 8.1 Type of drive control | hydrodynamic | hydrodynamic | hydrodynamic | hydrodynamic |
| | 8.2 Operating pressure for attachments *5 bar | Adjustable | Adjustable | Adjustable | Adjustable |
| | 8.3 Oil volume for attachments l/min | max. 35 | max. 35 | max. 35 | max. 35 |
| | 8.4 Sound level, driver's ear acc. EN 12053 dB (A) | 80.5 | 80.5 | 80.5 | 80.5 |
| | 8.5 Towing coupling, class/type DIN | PIN | PIN | PIN | PIN |

*1 Optional with superelastic tyres *2 Futher lift heights see upright table *3 At friction coefficient $\mu=0.6$ *4 Diesel = Stage 5
LPG = Stage 5 *5 Max. 140 bar

Performance may vary + 5 % and - 10 % due to motor and system efficiency tolerance. The performance shown represents nominal values which may be obtained under typical operating conditions of a machine. CLARK products and specifications are subject to change without notice.

Product Specifications acc. to VDI 2198

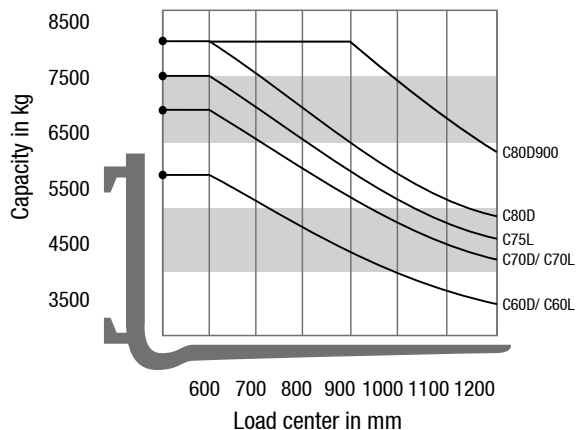
| | | | | | |
|--|--|---|-------------------|-------------------|-------------------|
| | 1.1 Manufacturer (Abbreviation) | | CLARK | CLARK | CLARK |
| Specifications | 1.2 Manufacturer's designation | | C60L | C70L | C75L |
| | 1.3 Drive unit Diesel, L.P. Gas | | LPG | LPG | LPG |
| | 1.4 Operator type stand on/driver seated | | Driver Seated | Driver Seated | Driver Seated |
| | 1.5 Load capacity/rated load | Q (kg) | 6.000 | 7.000 | 7.500 |
| | 1.6 Load centre distance | c (mm) | 600 | 600 | 600 |
| | 1.8 Load centre distance, centre of drive axle to fork face (mm) | | 630 | 630 | 630 |
| | 1.9 Wheelbase | y (mm) | 2.250 | 2.250 | 2.250 |
| | WT | 2.1 Service weight | kg | 9.077 | 9.447 |
| 2.2 Axle loading, laden front/rear | | kg | 13.263 / 1.814 | 14.685 / 1.762 | 15.514 / 1.576 |
| 2.3 Axle loading, unladen front/rear | | kg | 3.998 / 5.079 | 3.877 / 5.570 | 3.934 / 5.656 |
| Tyres, Chassis | 3.1 Tyre type, P = pneumatic, SE = superelastic, C = cushion *1 | | P | P | P |
| | 3.2 Tyre size, front | | 8.25 x 15 - 14 PR | 8.25 x 15 - 14 PR | 8.25 x 15 - 14 PR |
| | 3.3 Tyre size, rear | | 8.25 x 15 - 14 PR | 8.25 x 15 - 14 PR | 8.25 x 15 - 14 PR |
| | 3.5 Wheels, number front/rear (x = drive wheels) | | 4 x / 2 | 4 x / 2 | 4 x / 2 |
| | 3.6 Tread, front | b10 (mm) | 1.575 | 1.575 | 1.575 |
| | 3.7 Tread, rear | b11 (mm) | 1.610 | 1.610 | 1.610 |
| | Dimensions | 4.1 Tilt of upright α = back / β = front | Grad | 10 / 15 | 10 / 15 |
| 4.2 Height, upright lowered | | h1(mm) | 2.650 | 2.650 | 2.650 |
| 4.3 Freelift | | h2(mm) | 110 | 110 | 110 |
| 4.4 Lift height *2 | | h3(mm) | 3.300 | 3.300 | 3.300 |
| 4.5 Height, upright extended | | h4(mm) | 4.464 | 4.464 | 4.464 |
| 4.7 Height overheadguard (cab); Std / Container | | h6(mm) | 2.370 | 2.370 | 2.370 |
| 4.8 Seat height | | h7(mm) | 1.320 | 1.320 | 1.320 |
| 4.12 Coupling height | | h10(mm) | 470 | 470 | 470 |
| 4.19 Overall length | | l1(mm) | 4.723 | 4.783 | 4.783 |
| 4.20 Length to face of forks | | l2(mm) | 3.523 | 3.583 | 3.583 |
| 4.21 Width | | b1, b2 (mm) | 2.125 | 2.125 | 2.125 |
| 4.22 Fork dimensions | | s • e • l (mm) | 60 x 150 x 1.200 | 60 x 150 x 1.200 | 60 x 180 x 1.200 |
| 4.23 Fork carriage DIN 15173, A, B | | | Shaft type | Shaft type | Shaft type |
| 4.24 Fork carriage width | | b3 (mm) | 2.040 | 2.040 | 2.040 |
| 4.31 Ground clearance minimum | | m1 (mm) | 216 | 216 | 216 |
| 4.32 Ground clearance centre of wheelbase | | m2 (mm) | 230 | 230 | 230 |
| 4.33 Aisle width for pallets 1.000 x 1.200 crossways | Ast(mm) | 5.250 | 5.280 | 5.280 | |
| 4.34 Aisle width for pallets 800 x 1.200 lengthways | Ast(mm) | 5.450 | 5.480 | 5.480 | |
| 4.35 Turning radius | (mm) | 3.420 | 3.450 | 3.450 | |
| 4.36 Internal turning radius | b13 (mm) | 1.063 | 1.063 | 1.063 | |
| Performances | 5.1 Travel speed laden / unladen | km/h | 29.3 / 31.4 | 29.0 / 30.2 | 28.3 / 29.6 |
| | 5.2 Lift speed laden / unladen | m/s | 0.44 / 0.49 | 0.42 / 0.49 | 0.39 / 0.49 |
| | 5.3 Lowering speed laden / unladen | m/s | 0.45 / 0.43 | 0.45 / 0.43 | 0.45 / 0.43 |
| | 5.6 Max. drawbar pull laden / unladen *3 | N | 58.345 / 23.347 | 62.784 / 22.661 | 59.448 / 22.955 |
| | 5.8 Max. gradeability laden / unladen *3 | % | 41.0 / 21.4 | 42.2 / 20.0 | 38.4 / 20.0 |
| | 5.10 Service brake | | Wet disc brake | Wet disc brake | Wet disc brake |
| I.C. - Engine | 7.1 Manufacturer / Type *4 | | PSI 4X | PSI 4X | PSI 4X |
| | 7.2 Rated output acc. DIN 70 020 | kW | 82 | 82 | 82 |
| | 7.3 Rated speed acc. DIN 70 020 | min-1 | 2.400 | 2.400 | 2.400 |
| | 7.4 No. of cylinders / displacement | /cm3 | 6 / 4.300 | 6 / 4.300 | 6 / 4.300 |
| | 7.5 Fuel consumption acc. VDI-Cyclus Diesel= l/h, L.P.-Gas=kg/h | | - | - | - |
| Miscellaneous | 8.1 Type of drive control | | hydrodynamic | hydrodynamic | hydrodynamic |
| | 8.2 Operating pressure for attachments *5 | bar | Adjustable | Adjustable | Adjustable |
| | 8.3 Oil volume for attachments | l/min | max. 35 | max. 35 | max. 35 |
| | 8.4 Sound level, driver's ear acc. EN 12053 | dB (A) | 82.7 | 82.7 | 82.7 |
| | 8.5 Towing coupling, class / type DIN | | PIN | PIN | PIN |

*1 Optional with superelastic tyres *2 Futher lift heights see upright table *3 At friction coefficient $\mu=0.6$ *4 Diesel = Stage 5
LPG = Stage 5 *5 Max. 140 bar

Performance may vary + 5 % and - 10 % due to motor and system efficiency tolerance. The performance shown represents nominal values which may be obtained under typical operating conditions of a machine. CLARK products and specifications are subject to change without notice.

GENERAL DATA

Truck Capacities Capacity at different load centres



Note:

The listed capacities are valid only for the standard upright in vertical position with standard fork carriage and standard forks, up to max. lifting height of 3300 mm. The centre of gravity of the load may be displaced by max. 100 mm against the longitudinal centre plane of the truck. Load centre is determined from top and front face of the forks. The values are based on a 1000 mm cube load configuration with the centre of gravity at the true centre of the cube. With upright tilted forward lower capacity values are valid. Attachments, longer forks, exceptional load dimensions and higher lifting heights can reduce the capacity. Please talk to your CLARK dealer if you require further information.

Upright table C60D/C70D

| Mast type | Maximum Fork Height (h3) | Mast | | Freihub (h2) | |
|-----------|--------------------------|--------------|----------|--------------|------|
| | | Lowered (h1) | Extended | | |
| | mm | mm | mm | mm | |
| Standard | 2500 | 2250 | 3664 | 110 | |
| | 2700 | 2350 | 3864 | | |
| | 3000 | 2500 | 4164 | | |
| | 3300 | 2650 | 4464 | | |
| | 3500 | 2750 | 4664 | | |
| | 3700 | 2850 | 4864 | | |
| | 4000 | 3000 | 5164 | | |
| | 4500 | 3250 | 5664 | | |
| | 5000 | 3500 | 6164 | | |
| | 5500 | 3750 | 6664 | | |
| Triple | 6000 | 4200 | 7164 | 1211 | |
| | 6400 | 4400 | 7564 | | |
| | 3850 | 2313 | 4980 | | 1211 |
| | 4000 | 2363 | 5130 | | 1261 |
| | 4500 | 2531 | 5634 | | 1429 |
| | 4900 | 2665 | 6036 | | 1563 |
| | 6200 | 3097 | 7332 | | 1995 |
| | 7000 | 3363 | 8140 | | 2261 |
| 8000 | 3695 | 9140 | 2593 | | |

Upright table C60L/C70L/C75L

| Mast type | Maximum Fork Height (h3) | Mast | | Freelift (h2) | |
|-----------|--------------------------|--------------|----------|---------------|------|
| | | Lowered (h1) | Extended | | |
| | mm | mm | mm | mm | |
| Standard | 2500 | 2250 | 3664 | 110 | |
| | 2700 | 2350 | 3864 | | |
| | 3000 | 2500 | 4164 | | |
| | 3300 | 2650 | 4464 | | |
| | 3500 | 2750 | 4664 | | |
| | 3700 | 2850 | 4864 | | |
| | 4000 | 3000 | 5164 | | |
| | 4500 | 3250 | 5664 | | |
| | 5000 | 3500 | 6164 | | |
| | 5500 | 3750 | 6664 | | |
| Triple | 6000 | 4200 | 7164 | 1211 | |
| | 6400 | 4400 | 7564 | | |
| | 3850 | 2313 | 4980 | | 1211 |
| | 4000 | 2363 | 5130 | | 1261 |
| | 4500 | 2531 | 5634 | | 1429 |
| | 4900 | 2665 | 6036 | | 1563 |
| | 6200 | 3097 | 7332 | | 1995 |
| | 7000 | 3363 | 8140 | | 2261 |
| 8000 | 3695 | 9140 | 2593 | | |

Upright table C80D

| Mast type | Maximum Fork Height (h3) | Mast | | Freelift (h2) | |
|-----------|--------------------------|--------------|----------|---------------|------|
| | | Lowered (h1) | Extended | | |
| | mm | mm | mm | mm | |
| Standard | 2300 | 2226 | 3464 | 223 | |
| | 2500 | 2326 | 3664 | | |
| | 2800 | 2476 | 3964 | | |
| | 3100 | 2626 | 4264 | | |
| | 3300 | 2726 | 4464 | | |
| | 3500 | 2826 | 4664 | | |
| | 3800 | 2976 | 4964 | | |
| | 4300 | 3226 | 5464 | | |
| | 4800 | 3476 | 5964 | | |
| | 5300 | 3726 | 6464 | | |
| | 5800 | 3976 | 6964 | | |
| | 6200 | 4176 | 7364 | | |
| | Triple | 3650 | 2313 | | 4790 |
| 3800 | | 2363 | 4940 | 1261 | |
| 4300 | | 2531 | 5444 | 1429 | |
| 4700 | | 2665 | 5846 | 1563 | |
| 6000 | | 3097 | 7142 | 1995 | |
| 6800 | | 3363 | 7950 | 2261 | |
| 7800 | | 3695 | 8950 | 2593 | |

Upright table C80D900

| Mast type | Maximum Fork Height (h3) | Mast | | Freelift (h2) | |
|-----------|--------------------------|--------------|----------|---------------|------|
| | | Lowered (h1) | Extended | | |
| | mm | mm | mm | mm | |
| Standard | 3100 | 2976 | 4484 | 233 | |
| | 3600 | 3046 | 4984 | | |
| | 4600 | 3546 | 5984 | | |
| | 5600 | 4046 | 6984 | | |
| | 6000 | 4246 | 7384 | | |
| Triple | 4700 | 2866 | 6084 | 1764 | |
| | 5430 | 3096 | 6814 | | 1994 |
| | 6030 | 3296 | 7414 | | 2194 |

PRODUCT DESCRIPTION

Drawing on the many years of manufacturing in the 6 to 8 ton range of forklifts, Clark offers with the C60-80 series the optimized collection of high quality components making for an extremely powerful truck. The combination of a capable efficient 67kW diesel engine, a fully automatic three speed gearbox and wet disc brakes as a standard together with a one piece robust frame makes this series extraordinary strong and tough. The low operating and maintenance costs as well as the ergonomic designed operator compartment are also highlights of this series of trucks. Exactly what you rightly can expect from a heavy duty truck produced by CLARK.

Driver's cab

The driver accesses his ergonomically designed compartment via two large, low positioned steps from either side of the machine. A grab handle on the driver's side of entry makes it easy to climb up and down without effort. A full width rubber floor covering in the footwell area prevents slippage. The adjustable steering column (30°) with two spoke steering wheel, an easy to adjust, comfortable operators seat, together with impressive leg room allow perfect adaptation to any driver. Automotive style foot pedals and fully directional hood mounted control levers marked with international symbols avoid confusion for any operator. A clear TFT LCD colour display ensures all operating data is available in real time. A low front cowl and ingenious narrow profile arrangement of the chains and hoses on the upright ensure a wide field of vision for the driver. Easily accessible storage compartments and an ideally positioned automotive style handbrake, set this driver's cab apart. Additionally this series offers protected storage compartments integrated in the vehicle frame.

Engine, Transmission

The CLARK C60-80 series diesel and LPG forklift trucks have high power and torque. The robust engines used are recognised and field-tested worldwide and have a very high performance for their power class. Both the LPG engine (PSI 4X) and the diesel engine (KUBOTA V3800-CR-TE5B) comply with exhaust gas stage 5 and therefore the latest strict EU regulations. The KUBOTA (V3800-CR-TE5B) with 55.4 kW at 2,000 rpm is equipped with a diesel oxidation catalyst (DOC) with exhaust gas recirculation and a diesel particulate filter. This combination not only ensures a low-maintenance operation, but also low-emission during driver usage. Equally low-emission and at the same time powerful is the 4.3-litre PSI 4X, which is powered by LPG. Both engine variants have a standard fully automatic, already proven, „Power Shift“ 3-speed transmission. Thus, ensuring the operator can carry out his work precisely and comfortably. The inching pedal has an integrated brake function, allowing controlled driving and fast lifting operations. To prevent possible damage due to overheating, the temperature of the engine and transmission is constantly monitored. A decoupled design of engine, transmission and drive axle also reduces vibrations and noise to a minimum.

Brake system

All the trucks of this series have wet disc service brakes and an independent drum parking brake as standard. When the parking brake is applied, the transmission is placed in neutral to avoid any unintentional driving against the parking brake. The wet disc brakes have minimum abrasion, are maintenance free and allow very sensitive braking even with a heavy load. Power assisted foot brakes ensure a relaxed and stress free operation allowing the operator to work in a free manner with full focus on the task in hand. Remember, a stress free comfortable operator, works always at his peak ensuring optimum productivity over the complete shift.

Steering system

The hydrostatic power steering eliminates steering Kick-Back, makes steering easy and reaches full lock with just a few turns of the steering wheel. The steering axle has pivotal bearings mounted in rubber steel elements. The spherical bearing mounted short tie rods are adjustment free and guarantee precise and continuous driving in a straight line. The double acting steer cylinder ensures precise and direct steering. The axle king pins are mounted in lubricated tapered roller bearings for long service life.

Hydraulic system

A full-flow reverse filter, filters the oil to the tank at each reverse flow. Rough particles are filtered directly via a suction filter, thereby preventing them from entering the oil circuit, ensuring a long service life for all hydraulic components. Enough hydraulic oil is always available for all functions, because a high-capacity pump provides adequate oil supply for the upright and the hydrostatic steering. A priority distributor ensures steering priority in all conditions. Load handling is controlled via a load sensitive-response and precise control valve. A safety valve provides extra safety and prevents an uncontrolled lowering of the load at all times.

Upright

The clear-view uprights are available in Standard and Triplex versions. The heavy duty interlocked narrow profiles provided high strength even under the heaviest load. The canted (angled) mounted rollers are adjusted or exchangeable without disassembling the upright.

The tilt cylinders are mounted in spherical bearings allowing free movement. This consequently extends the service life of the complete cylinder. An integral tilt-lock valve prevents unintentional tilting of the upright when the power is off.

The heavy duty tapered forged forks with hook or shaft mounting are adjustable and locked by individual pins.

A hydraulic dampening system reduces impacts and vibrations during the transition between the individual lifting sections whilst raising or lowering, thus protecting the products and extending service life. The sturdy 6-roller fork carriage with adjustable side thrust rollers enhances the durability of this design, preventing carriage "Jamming" when handling off-set loads.

Additional standard equipment

Protected front headlights, direction indicator lights, combination rear lights with brake lights and white reversing lights, pneumatic tyres, acoustic reversing alarm, paintwork in the bright safety colour "CLARK Green", driver's compartment, upright and rims in black.

Additional equipment

SE tyres, attachments, air-conditioned or heated cabs, integrated or hook on side-shifts, quick-release couplings, spark protection, various seats and much more. For working in confined spaces and in critical areas of the warehouse is optionally a rear view camera or a 360 degree camera system, the CLARK SafeView360 available.

Certification

The C60-80 series is CE certified and corresponds to all European safety standards for forklift trucks.

The new C80D900

The load-bearing capacity of the C80D900 has been increased by 25% by reinforcing the frame, making the counterweight heavier and adapting the drive axle and the upright rails. Ideal for demanding applications, such as in the construction industry, construction material yards, woodworking, metalworking industry, paper and beverages industry as well as at forwarding agents and logistic companies.

Talk to your CLARK dealer to find the optimum equipment for you.

Dealer: